



RMHS
Board of Directors

September 15, 2021

Welcome & Introductions



Consent Agenda

- Approval of September 15, 2021 Agenda
- Adoption of May 19, 2021 Board Minutes

*Proposed Board Resolution:
The Board accepts the items on the Consent Agenda.*

MOMENTUM RESOURCES FOR YOUTH

Lindsey Lambert, MA,
LPC, LAC
Associate Director,
Community Transitions

Jodi Litfin, Ph.D.,
Deputy Program
Officer

MOMENTUM OVERVIEW

- Program originated in 2013 to support state institutes
 - Youth were added to the criteria in 2017
- State-wide support for individuals transitioning from various behavioral health settings to community living, supporting barriers to discharge
- Services we provide
 - Care Management
 - Peer Support
 - Care Planning to support discharge and successful outpatient care
 - Wrap-around funding for items not covered by other sources



COLORADO
Office of Behavioral Health
Department of Human Services

RMHS
Rocky Mountain Human Services

HIGH DEMAND, LOW RESOURCES

- Colorado ranks 42nd in the US for pediatric mental health with high rates of BH disorders and low rates of access to care
- Prior to the pandemic 20% of youth had a mental health diagnosis
- During the pandemic we saw increased ED visits, lack of resources and increased mental health diagnoses
- Youth Referrals
 - Prior to COVID (3/19-2/20) : 100 clients
 - During COVID (3/20-2/21) : 217 clients

LOOKING FORWARD

- \$500k in funding dedicated to eliminate our youth waitlist
- Funding supports unique person-centered solutions
- "Adam's" Story
- Advocacy- sharing data with OBH and others about gaps in the system

Public Comment



President's Report

- Executive Committee Report
- Governance Committee Report



Executive Director's Report

- Cyber security updates
- Pending Vaccination Policy
- Human Resources Update



Cybersecurity Insurance



Multi-factor Authentication



Mobile Numbers

Pending Vaccine Policy

- Analyzing various orders from executive branches
- Mayor Hancock; Gov. Polis; President Biden
- Considering how funders may respond by providing additional requirements
- Forming conclusions about what employees or services are under these orders
 - Many services fall under mandates now (by profession or geographical location)
 - Every employee may fall under President Biden's order depending on OSHA/Dept of Labor decisions
 - Believe that funders will require for individual services as further emphasis

Pending Vaccine Policy (cont)

Values:

- SAFETY of employees and persons we support
- COMPLIANCE with local and state law
- RESPECT of personal values and motivations
- OWNERSHIP free of bias and politics
- COMMUNITY encouraged always

Pending Vaccine Policy (cont)

- Frequent communication with employees
- Data Collection
- Development of Policy
- Implementation plan



Pending Vaccine Policy

The Board considers a resolution on a vaccination policy.

HR Update





FY21 Financials

September 15, 2021

Finance Committee Report

- Year-to-date (July 2021) financials
- FY21 Financials

FY21 Financial Results (Unaudited)

Rocky Mountain Human Services
Soft Summary Income Statement
6/30/21 (000's omitted)

	Month				Year-to-Date				FY21 Budget
	Actual	Budget	Variance \$	Variance %	Actual	Budget	Variance \$	Variance %	
Revenues									
Program Revenue									
Medicaid	\$ 1,034	\$ 899	\$ 135	15%	\$ 12,127	\$ 11,346	\$ 781	7%	\$ 11,346
Total State	4,040	2,756	1,284	47%	32,960	32,486	474	1%	32,486
Mill Levy	1,301	1,237	65	5%	16,007	14,750	1,257	9%	14,750
Private insurance	(21)	19	(40)	-207%	83	230	(147)	-64%	230
Other program revenue	56	61	(5)	-8%	666	690	(23)	-3%	690
Federal (Homes for all Veterans)	395	356	40	11%	7,538	4,779	2,759	58%	4,779
Other revenue	1	3	(2)	NM	75	35	41	116%	35
Total Revenue	\$ 6,808	\$ 5,331	\$ 1,477	28%	\$ 69,457	\$ 64,316	\$ 5,142	8%	\$ 64,316
Expenses									
Staffing									
Total compensation	\$ 3,218	\$ 2,624	\$ 594	23%	\$ 30,748	\$ 30,788	\$ (40)	0%	\$ 30,788
Temporary & contract services	15	3	13	NM	465	41	424	NM	41
Development, travel, mileage, meetings	63	92	(29)	-32%	238	980	(742)	-76%	980
Client professional services	377	533	(156)	-29%	5,162	6,390	(1,227)	-19%	6,390
Client care services	1,655	1,245	410	33%	20,840	16,101	4,738	29%	16,101
Real property rent & operating	103	170	(67)	-40%	1,242	1,458	(215)	-15%	1,458
General office	293	264	29	11%	2,716	3,154	(437)	-14%	3,154
Purchased Services									
Legal & accounting	24	16	8	51%	145	194	(49)	-25%	194
Consulting	100	90	10	11%	503	657	(154)	-23%	657
Insurance	35	11	23	208%	128	134	(7)	-5%	134
Other	26	15	12	78%	218	199	19	10%	199
Depreciation/amortization/impairment	13	16	(2)	-14%	389	416	(26)	-6%	416
Total Expenses	\$ 5,922	\$ 5,078	\$ 843	17%	\$ 62,794	\$ 60,511	\$ 2,283	4%	\$ 60,511
Total Operating Net Income	\$ 886	\$ 252	\$ 634	251%	\$ 6,663	\$ 3,805	\$ 2,859	75%	\$ 3,805
Gain on Extinguishment of Debt					\$ 240		240		
Change in Net Assets					\$ 6,903	\$ 3,805	\$ 3,099	81%	\$ 3,805

Rocky Mountain Human Services
Consolidated Statement of Financial Position
As of July 31, 2021

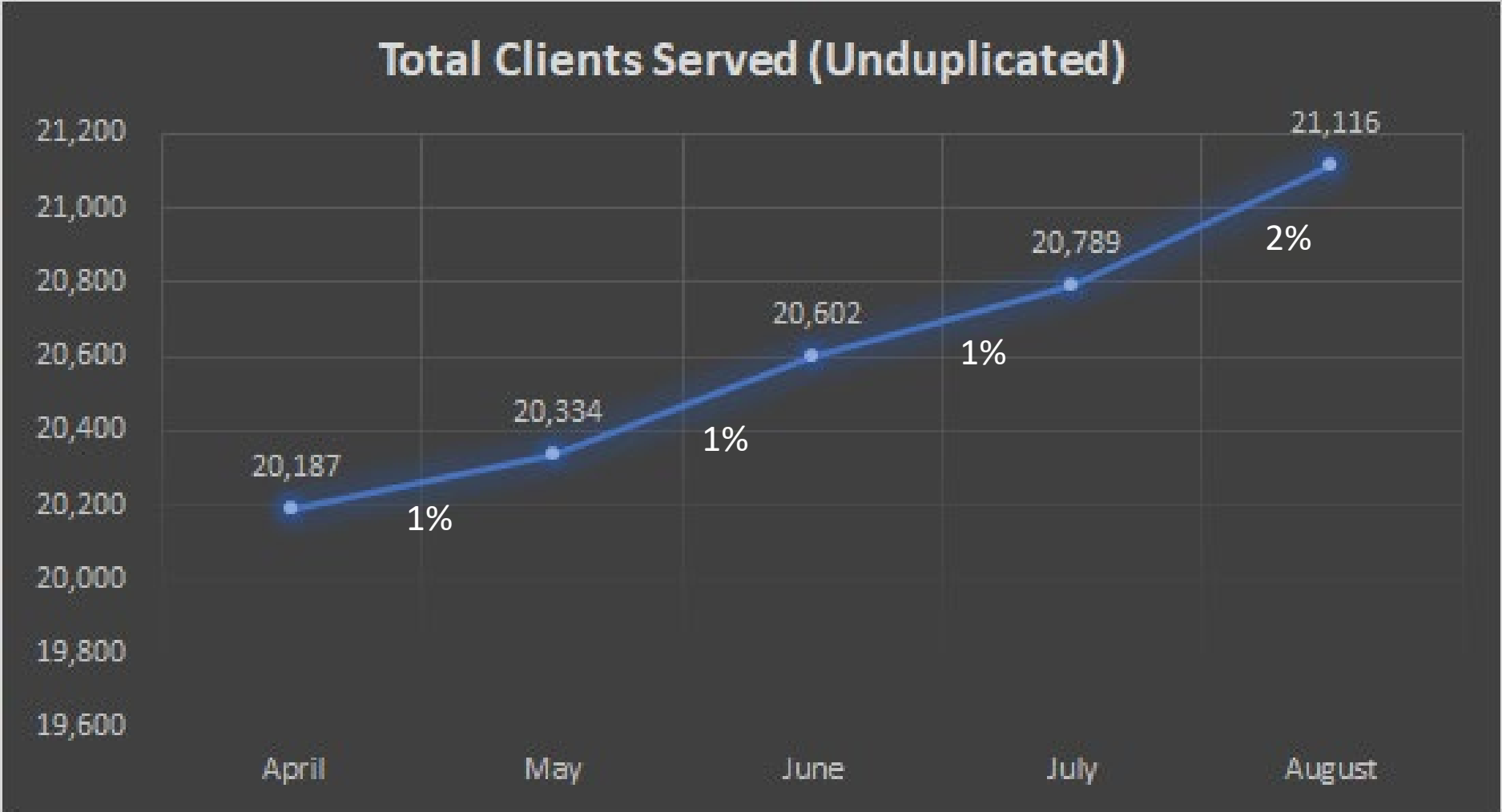
	Current Period 07/31/2021	Prior Year 06/30/2021
Assets		
Current Assets		
Cash and Cash Equivalents	16,061,848	13,106,540
Accounts Receivable		
Accounts Receivable - State, EI	1,420,427	1,893,130
Accounts Receivable - Optimax	1,437,927	1,884,471
Accounts Receivable - Optimax, Cash Clearing	(359,781)	(243,469)
Accounts Receivable - Mill Levy	2,852,615	2,814,997
Accounts Receivable - Grants, Federal	834,871	791,262
Accounts Receivable - Grants, State	2,516,511	4,751,237
Accounts Receivable - Rep Payee	23,524	21,210
Accrued Revenue	824,493	511,380
Accounts Receivable - Allowance Contractual Adj	(360,000)	(360,000)
Other Receivable - COBRA	37	0
Other Receivable	0	1,532
Total Accounts Receivable	9,190,624	12,065,750
Other Current Assets	378,062	283,713
Total Current Assets	25,630,534	25,456,003
Long-term Assets		
Property & Equipment	4,655,871	4,693,288
Total Long-term Assets	4,655,871	4,693,288
Total Assets	30,286,405	30,149,291
Liabilities and Net Assets		
Liabilities		
Short-term Liabilities		
Accounts Payable	1,844,852	2,123,608
Accrued Liabilities	2,182,745	2,202,367
Other Short-term Liabilities	555,230	555,230
Total Short-term Liabilities	4,582,827	4,881,205
Long Term Liabilities		
Long Term Debts		
Paycheck Protection Program Loan	2,580,300	2,580,300
Note Payable, BOK 452136	488,038	514,466
Series 2002 Bond Payable	4,839,692	4,878,725
Bond Payable -Taxable	1,319,997	1,330,067
Bond Issuance Costs	(151,840)	(153,160)
Total Long Term Debts	9,076,187	9,150,398
Total Long Term Liabilities	9,076,187	9,150,398
Total Liabilities	13,659,014	14,031,603
Net Assets	16,627,391	16,117,688
Total Liabilities and Net Assets	30,286,405	30,149,291

July 2021 Financials

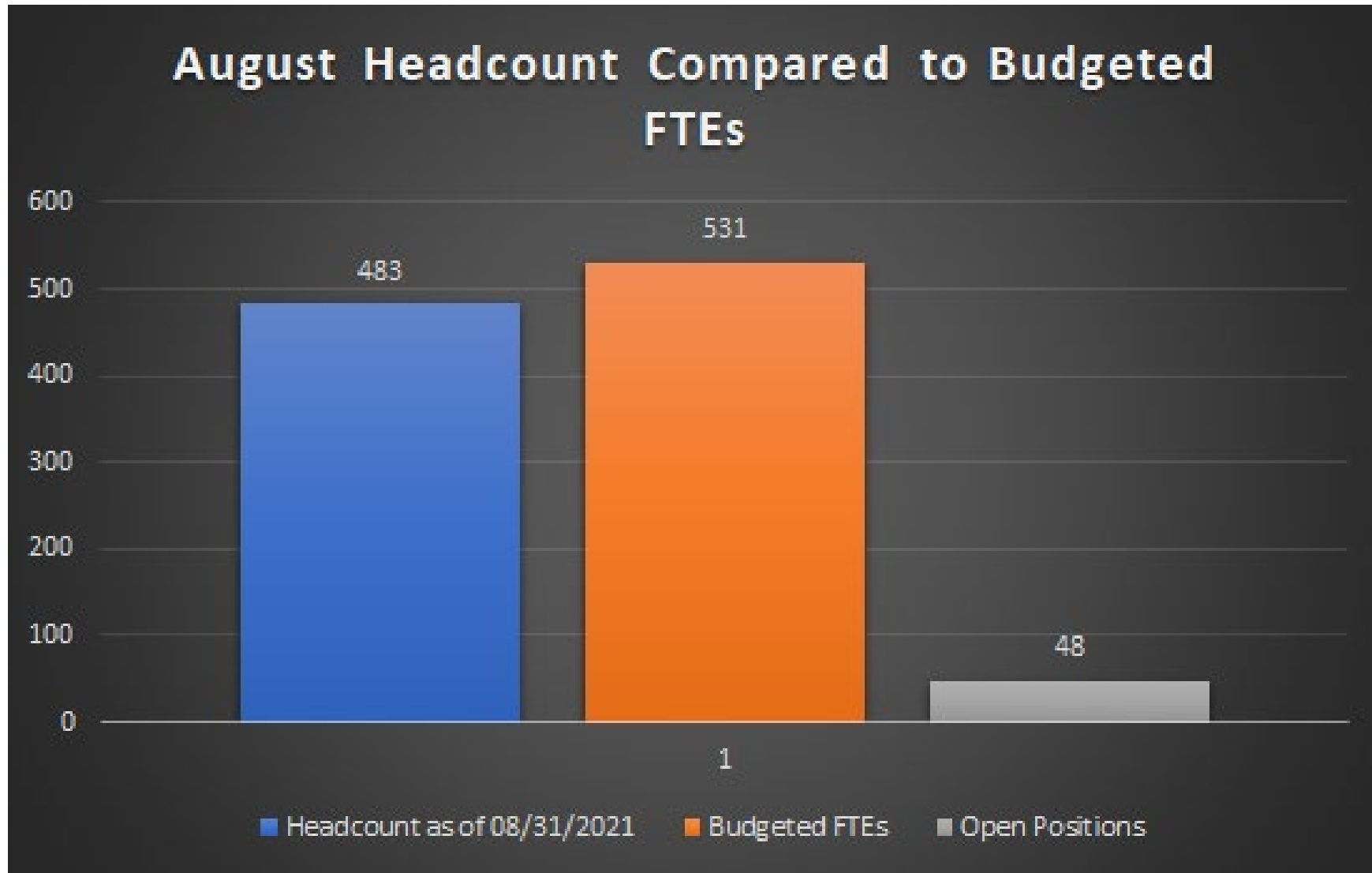
Rocky Mountain Human Services
Summary Income Statement
7/31/2021
(000's omitted)

	Month				Year-to-Date				FY22 Budget
	Actual	Budget	Variance \$	Variance %	Actual	Budget	Variance \$	Variance %	
Revenues									
Program Revenue									
Medicaid	\$ 1,049	\$ 1,044	\$ 6	1%	\$ 1,049	\$ 1,044	\$ 6	1%	\$ 12,523
Total State	2,452	2,819	(368)	-13%	2,452	2,819	(368)	-13%	34,938
Mill Levy	1,575	1,375	201	15%	1,575	1,375	201	15%	18,283
Private insurance	3	14	(11)	-78%	3	14	(11)	-78%	166
Other program revenue	65	56	9	17%	65	56	9	17%	2,099
Federal (Homes for all Veterans)	439	441	(2)	0%	439	441	(2)	0%	5,033
Other revenue	76	2	74	NM	75	2	73	NM	26
Total Revenue	\$ 5,660	\$ 5,750	\$ (91)	-2%	\$ 5,659	\$ 5,750	\$ (91)	-2%	\$ 73,068
Expenses									
Staffing									
Total compensation	\$ 2,630	\$ 2,978	\$ (348)	-12%	\$ 2,630	\$ 2,978	\$ (348)	-12%	\$ 38,521
Temporary & contract services	12	9	3	NM	12	9	3	NM	161
Development, travel, mileage, meetings	23	53	(31)	-58%	23	53	(31)	-58%	1,016
Client professional services	500	490	9	2%	500	490	9	2%	5,985
Client care services	1,628	1,427	201	14%	1,628	1,427	201	14%	17,841
Real property rent & operating	103	109	(6)	-6%	103	109	(6)	-6%	1,314
General office	187	326	(139)	-43%	187	326	(139)	-43%	3,221
Purchased Services									
Legal & accounting	7	18	(11)	-63%	7	18	(11)	-63%	220
Consulting	48	36	12	32%	48	36	12	32%	484
Insurance	8	17	(9)	-54%	8	17	(9)	-54%	204
Other	19	18	1	8%	19	18	1	8%	214
Depreciation/amortization/impairment	13	18	(5)	-27%	13	18	(5)	-27%	214
Total Expenses	\$ 5,177	\$ 5,500	\$ (323)	-6%	\$ 5,177	\$ 5,500	\$ (323)	-6%	\$ 69,394
Total Operating Net Income	\$ 483	\$ 250	\$ 232	93%	\$ 482	\$ 250	\$ 232	92%	\$ 3,674
Change in Net Assets	483	250	232	93%	\$ 482	\$ 250	\$ 232	92%	\$ 3,674

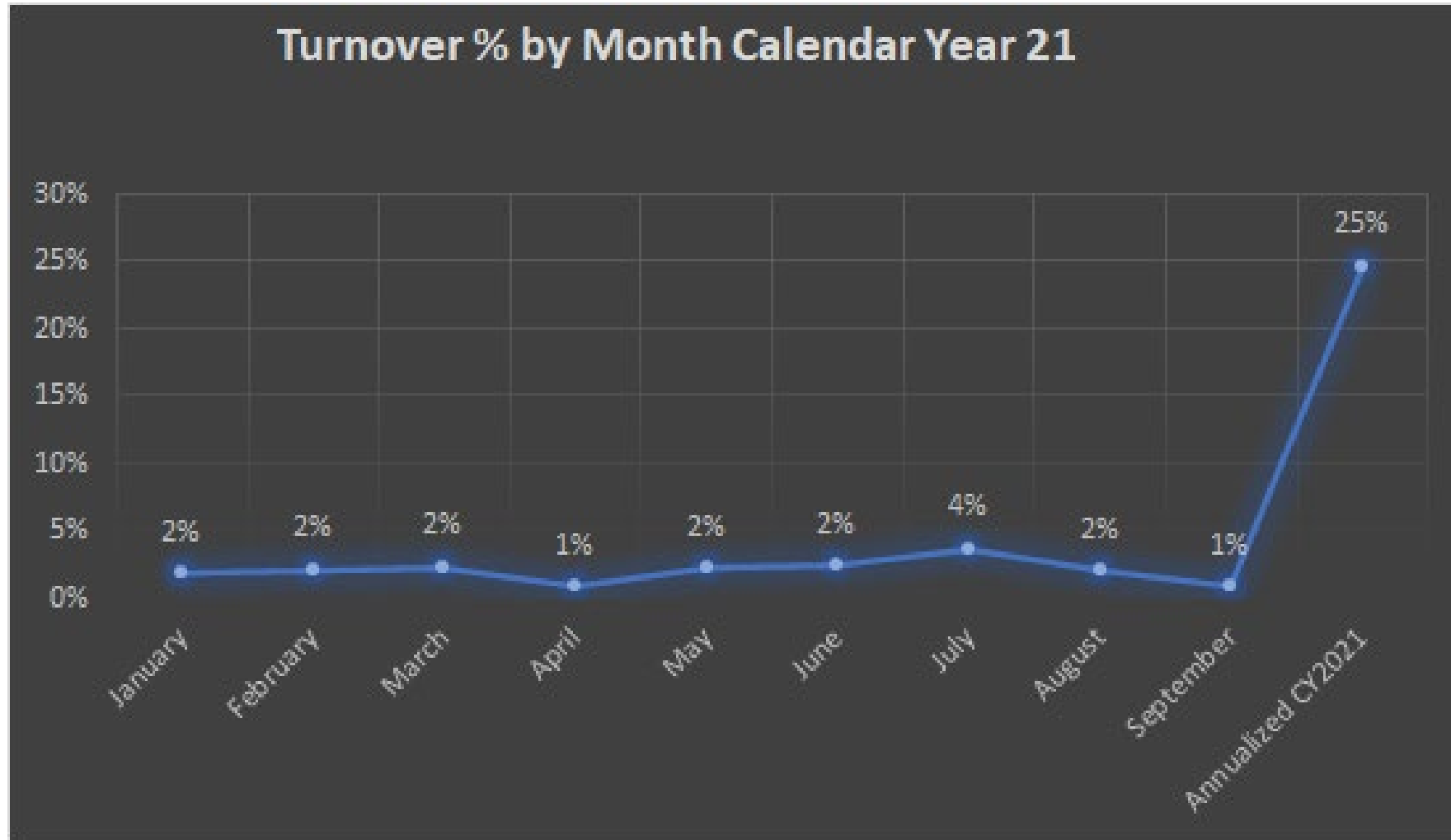
Unduplicated Census Trend



August Headcount Compared to FTEs



RMHS Turnover Trend by Month



Financial Statements

Proposed Board Resolution:

The Board accepts the unaudited financial statements for the twelve months ending June 30, 2021 and July 31, 2021



New Business/Announcements



Adjournment